

ABPM REPORT

Created
5/4/2018

Patient

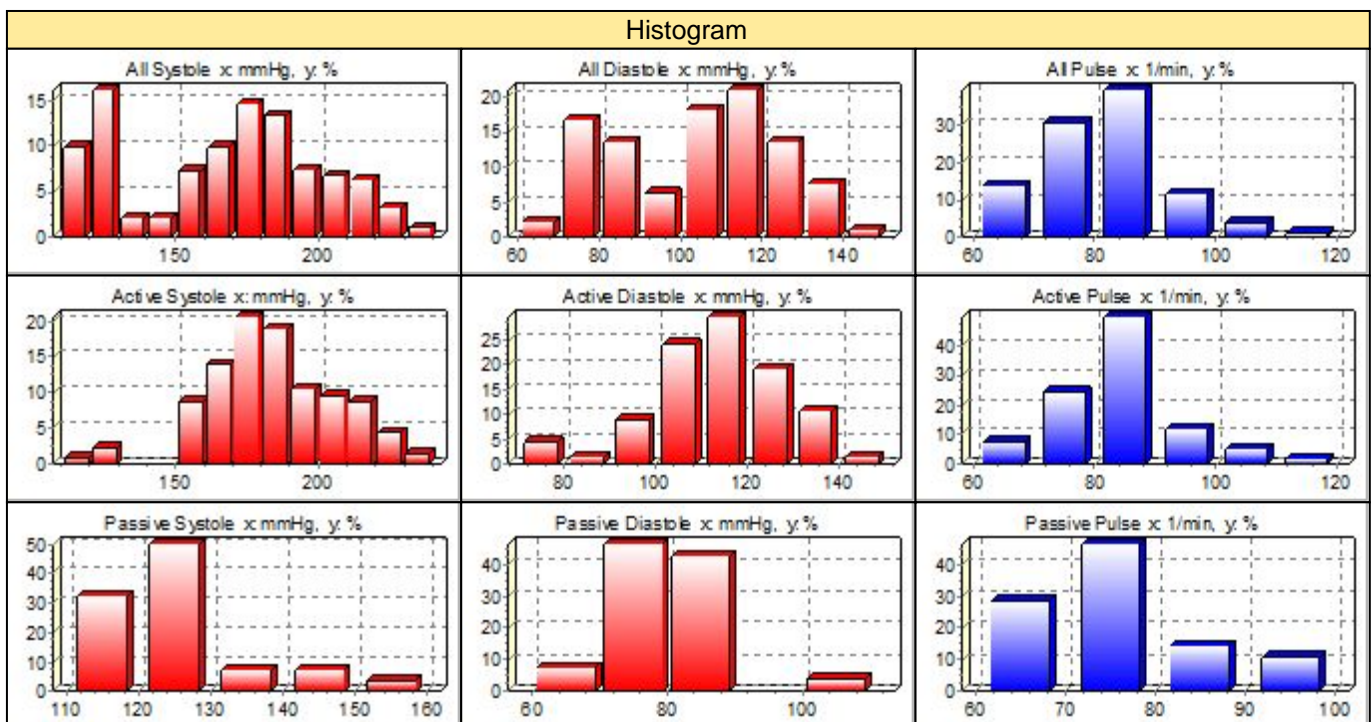
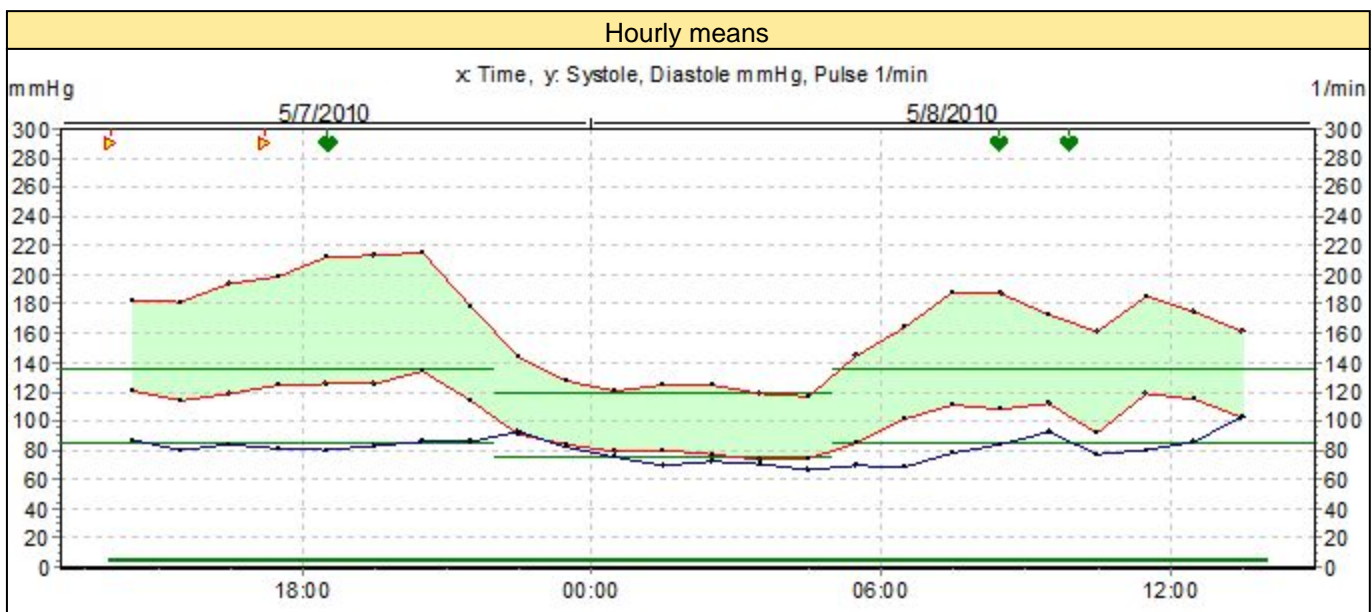
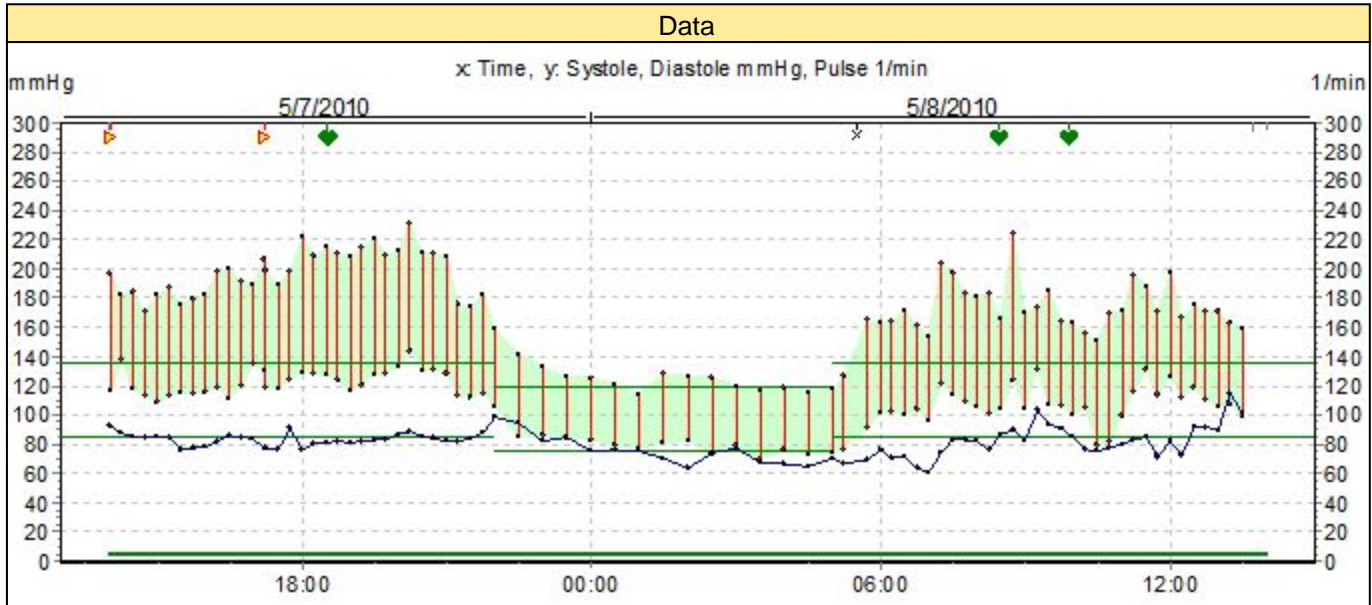
Name:	3. Demo examination		
Identifier:	3		
Gender:		Date of birth:	6/9/1948
Height:		Age (2010):	61 Years old
Weight:		BMI:	

Other:

Examination

Start:	5/7/2010 14:00	Start of statistics:	5/7/2010 14:00
Length:	24 hour	Length of statistics:	24 hour
No.of meas./successful:	83 / 82 (99%)	Active period:	05:00-22:00
ABPM-05:		Programme:	EasyABPM 1.1.1.3

Opinion



Statistics						
All 24:00:00	Systole mmHg	Diastole mmHg	MAP mmHg	PP mmHg	Pulse 1/min	Double product
Hypertension	130	80				
Mean	166	103	124	63	81	13509
Max	231	144	173	101	115	20559
Min	114	69	85	37	61	7475
SD	31	19	23	16	9	3341
PTE	86	89	91			
Hyperbaric impact	867	521	633			
Diurnal index	32	29	30			
Morning surge	32					

Statistics						
Active period 17:00:00	Systole mmHg	Diastole mmHg	MAP mmHg	PP mmHg	Pulse 1/min	Double product
Hypertension	135	85				
Mean	183	113	136	70	83	15158
Max	231	144	173	101	115	20559
Min	118	74	89	43	61	8260
SD	22	14	16	13	9	2564
PTE	97	94	97			
Hyperbaric impact	1164	681	840			
Hypotension	85	65				

Statistics						
Passive period 07:00:00	Systole mmHg	Diastole mmHg	MAP mmHg	PP mmHg	Pulse 1/min	Double product
Hypertension	120	75				
Mean	125	80	95	45	76	9505
Max	159	106	124	57	98	15582
Min	114	69	85	37	64	7475
SD	12	9	9	5	10	2239
PTE	61	75	75			
Hyperbaric impact	147	133	132			
Hypotension	70	55				